



Universität Hamburg

DER FORSCHUNG | DER LEHRE | DER BILDUNG

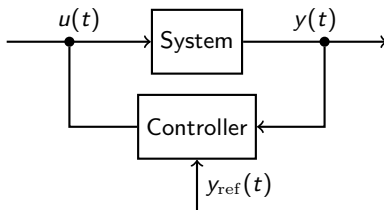
FAKULTÄT
FÜR MATHEMATIK, INFORMATIK
UND NATURWISSENSCHAFTEN

FACHBEREICH MATHEMATIK

THOMAS BERGER, ANNA-LENA RAUERT

Funnel cruise control

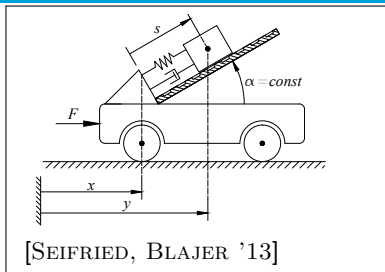
Control systems



$$\dot{x}(t) = f(x(t), u(t)), \quad x(0) = x^0$$

$$y(t) = h(x(t))$$

- no knowledge of system parameters, only “structural assumptions” on the model of the system
- **Aim:** design simple controller such that $y(t)$ “tracks” $y_{\text{ref}}(t)$

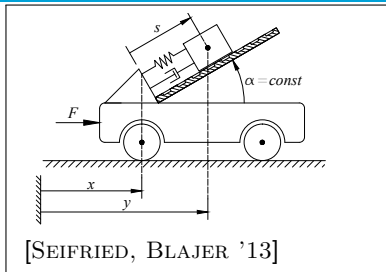


Angle: $0^\circ < \alpha \leq 90^\circ$

spring, damper with nonlinear characteristics: $K(z)$, $D(\dot{z})$

$$u(t) = F$$

$$y(t) = x(t) + s(t) \cos \alpha$$



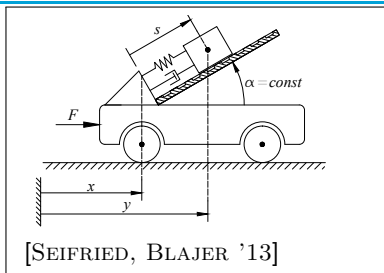
Angle: $0^\circ < \alpha \leq 90^\circ$

spring, damper with nonlinear characteristics: $K(z)$, $D(\dot{z})$

$$u(t) = F$$

$$y(t) = x(t) + s(t) \cos \alpha$$

$$\begin{bmatrix} m_1 + m_2 & m_2 \cos \alpha \\ m_2 \cos \alpha & m_2 \end{bmatrix} \begin{pmatrix} \ddot{x} \\ \ddot{s} \end{pmatrix} = \begin{pmatrix} u \\ -K(s) - D(\dot{s}) + m_2 g \sin \alpha \end{pmatrix}$$



Angle: $0^\circ < \alpha \leq 90^\circ$

spring, damper with nonlinear characteristics: $K(z)$, $D(\dot{z})$

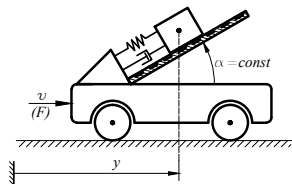
$$u(t) = F$$

$$y(t) = x(t) + s(t) \cos \alpha$$

$$\begin{bmatrix} m_1 + m_2 & m_2 \cos \alpha \\ m_2 \cos \alpha & m_2 \end{bmatrix} \begin{pmatrix} \ddot{x} \\ \ddot{s} \end{pmatrix} = \begin{pmatrix} u \\ -K(s) - D(\dot{s}) + m_2 g \sin \alpha \end{pmatrix}$$

$$\dot{y} = \dot{x} + \dot{s} \cos \alpha$$

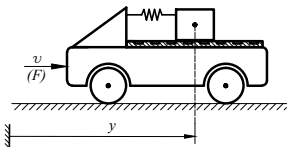
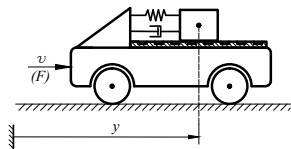
$$\ddot{y} = -c_1 (K(s) + D(\dot{s}) - m_2 g \sin \alpha) + \frac{\sin^2 \alpha}{m_1 + m_2 \sin^2 \alpha} u$$

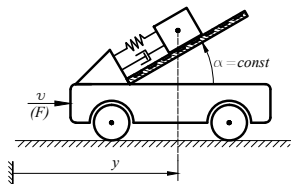


$$0^\circ < \alpha \leq 90^\circ$$

$$\ddot{y} = f_1(s, \dot{s}) + \frac{\sin^2 \alpha}{m_1 + m_2 \sin^2 \alpha} u$$

relative degree = 2

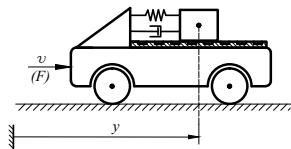




$$0^\circ < \alpha \leq 90^\circ$$

$$\ddot{y} = f_1(s, \dot{s}) + \frac{\sin^2 \alpha}{m_1 + m_2 \sin^2 \alpha} u$$

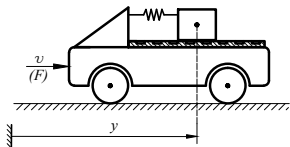
relative degree = 2

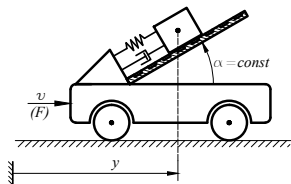


$$\alpha = 0^\circ, \quad D'(\dot{s}) \neq 0$$

$$y^{(3)} = f_2(s, \dot{s}) + \frac{D'(\dot{s})}{m_1 m_2} u$$

relative degree = 3

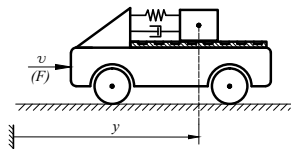




$$0^\circ < \alpha \leq 90^\circ$$

$$\ddot{y} = f_1(s, \dot{s}) + \frac{\sin^2 \alpha}{m_1 + m_2 \sin^2 \alpha} u$$

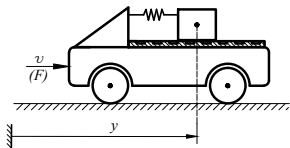
relative degree = 2



$$\alpha = 0^\circ, \quad D'(\dot{s}) \neq 0$$

$$y^{(3)} = f_2(s, \dot{s}) + \frac{D'(\dot{s})}{m_1 m_2} u$$

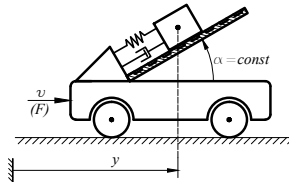
relative degree = 3



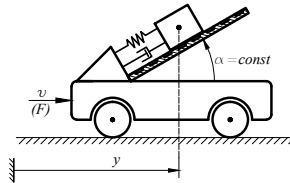
$$\alpha = 0^\circ, \quad D'(\dot{s}) = 0, \quad K'(s) \neq 0$$

$$y^{(4)} = f_3(s, \dot{s}) + \frac{K'(s)}{m_1 m_2} u$$

relative degree = 4

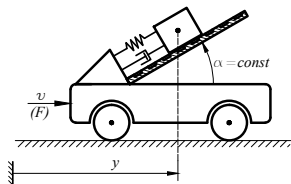


Internal dynamics: remaining dynamics when output is fixed



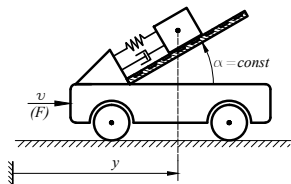
Internal dynamics: remaining dynamics when output is fixed

$$\ddot{\eta} = -c_3 K \left(\frac{\eta - y \cos \alpha}{\sin^2 \alpha} \right) - c_3 D \left(\frac{\dot{\eta} - \dot{y} \cos \alpha}{\sin^2 \alpha} \right) + c_4 g \sin \alpha$$



Internal dynamics: remaining dynamics when output is fixed

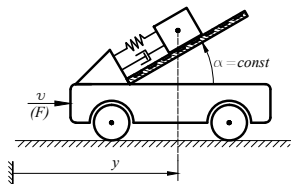
$$\alpha = 90^\circ, m_2 = 1 : \quad \ddot{s} = -K(s) - D(\dot{s}) + g$$



Internal dynamics: remaining dynamics when output is fixed

$$\alpha = 90^\circ, m_2 = 1 : \quad \ddot{s} = -K(s) - D(\dot{s}) + g$$

- Lyapunov function: kinetic + potential energy
- dissipativity: $D(\dot{s}) \dot{s} \geq 0$

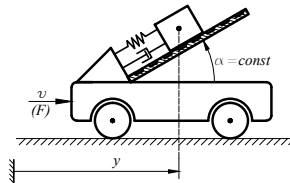


Internal dynamics: remaining dynamics when output is fixed

$$\alpha = 90^\circ, m_2 = 1 : \quad \ddot{s} = -K(s) - D(\dot{s}) + g$$

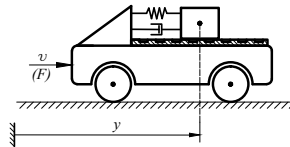
- Lyapunov function: kinetic + potential energy
- dissipativity: $D(\dot{s}) \dot{s} \geq 0$

$$\implies s, \dot{s} \in L^\infty \quad (\text{stable internal dynamics})$$



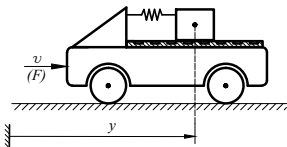
$$0^\circ < \alpha \leq 90^\circ$$

stable internal dynamics



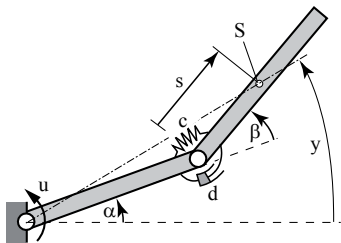
$$\alpha = 0^\circ, \quad D'(\dot{s}) \neq 0$$

stable internal dynamics



$$\alpha = 0^\circ, \quad D'(\dot{s}) = 0, \quad K'(s) \neq 0$$

no internal dynamics



[SEIFRIED, BLAJER '13]

Rotational Manipulator Arm

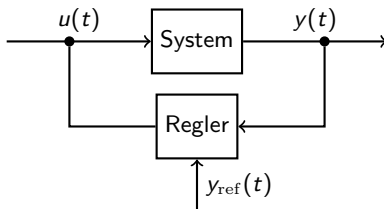
Input: angular velocity of first link

Output: position of S described by angle y

relative degree = 1

unstable internal dynamics

Reminder

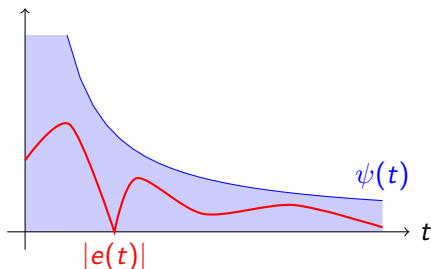
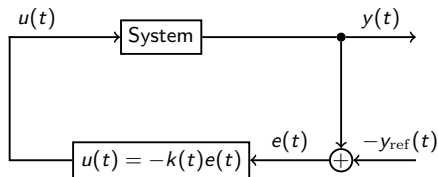


$$\dot{x}(t) = f(x(t), u(t)), \quad x(0) = x^0$$

$$y(t) = h(x(t))$$

- no knowledge of system parameters, only: **known relative degree** and assumption of **stable internal dynamics**
- **Aim:** design simple controller such that $y(t)$ “tracks” $y_{\text{ref}}(t)$

Funnel Control



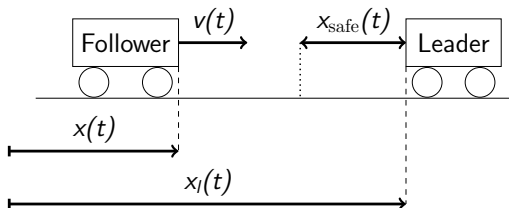
[ILCHMANN, RYAN, SANGWIN '02]:

Works, if

- relative degree = 1
- stable internal dynamics

$$k(t) = \frac{1}{\psi(t) - |e(t)|}$$

Vehicle following framework



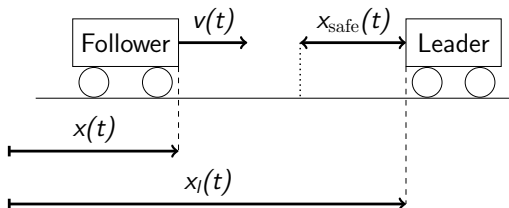
$$\dot{x}(t) = v(t), \quad m\dot{v}(t) = u(t) - F_g(t) - F_a(t, v(t)) - F_r(v(t))$$

forces due to gravity: $F_g(t) = mg \sin \theta(t)$

aerodynamic drag: $F_a(t, v) = \frac{1}{2} \rho(t) C_d A v^2$

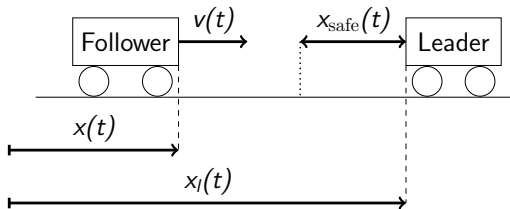
rolling friction: $F_r(v) = mg C_r \text{sgn}(v)$

Control objective



given: favourite speed $v_{\text{ref}}(t)$, safety distance $x_{\text{safe}}(t) = \lambda_1 v(t) + \lambda_2$

Control objective



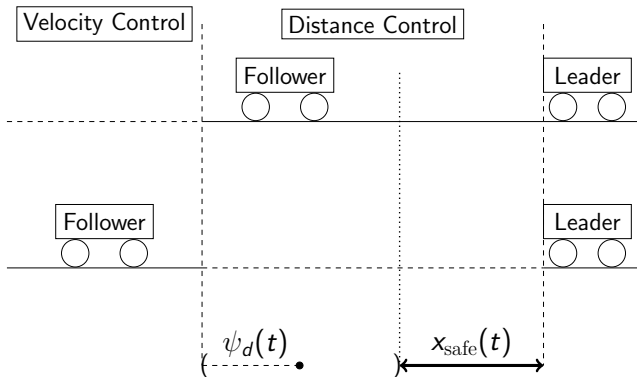
given: favourite speed $v_{\text{ref}}(t)$, safety distance $x_{\text{safe}}(t) = \lambda_1 v(t) + \lambda_2$

Aim: $u(t) = F(t, v(t), x_I(t) - x(t))$ s.t.

$$(O1) \quad x_I(t) - x(t) \geq x_{\text{safe}}(t)$$

(O2) $|v(t) - v_{\text{ref}}(t)|$ is as small as possible such that (O1) is not violated

Funnel cruise control



Velocity funnel control

tracking error: $e_v(t) = v(t) - v_{\text{ref}}(t) \in \mathcal{F}_v(t) := (-\psi_v(t), \psi_v(t))$

→ treat $v(t)$ as output of the system

$$\dot{v}(t) = \frac{1}{m}u(t) + f_v(t, v(t))$$

controller:

$$u_v(t) = -k_v(t)e_v(t),$$

$$k_v(t) = \frac{1}{\psi_v(t) - e_v(t)}$$

Distance funnel control

tracking error:
$$e_d(t) = x(t) - x_l(t) + x_{\text{safe}}(t) + \psi_d(t)$$
$$\in \mathcal{F}_d(t) := (-\psi_d(t), \psi_d(t))$$

Distance funnel control

tracking error:
$$e_d(t) = x(t) - x_I(t) + x_{\text{safe}}(t) + \psi_d(t)$$

$$\in \mathcal{F}_d(t) := (-\psi_d(t), \psi_d(t))$$

output:
$$y(t) = \lambda_1 v(t) + x(t),$$

reference signal:
$$y_{\text{ref}}(t) = x_I(t) - \lambda_2 - \psi_d(t)$$

Distance funnel control

tracking error:
$$e_d(t) = x(t) - x_I(t) + x_{\text{safe}}(t) + \psi_d(t)$$

$$\in \mathcal{F}_d(t) := (-\psi_d(t), \psi_d(t))$$

output:
$$y(t) = \lambda_1 v(t) + x(t),$$

reference signal:
$$y_{\text{ref}}(t) = x_I(t) - \lambda_2 - \psi_d(t)$$

$$\dot{x}(t) = v(t) = -\frac{1}{\lambda_1} x(t) + \frac{1}{\lambda_1} y(t),$$

$$\dot{y}(t) = \frac{\lambda_1}{m} u(t) + f_d(t, x(t), y(t))$$

controller:
$$u_d(t) = -k_d(t)e_d(t),$$

$$k_d(t) = \frac{1}{\psi_d(t) - e_d(t)}$$

Final control design

Intuitive approach:

- if $e_d(t) = -\psi_d(t)$,
then switch from u_v to
 u_d and vice versa
- while u_d is active it
should be possible that
 $e_v(t) < -\psi_v(t)$, but
not $e_v(t) \geq \psi_v(t)$

Final control design

Intuitive approach:

- if $e_d(t) = -\psi_d(t)$,
then switch from u_v to
 u_d and vice versa
- while u_d is active it
should be possible that
 $e_v(t) < -\psi_v(t)$, but
not $e_v(t) \geq \psi_v(t)$

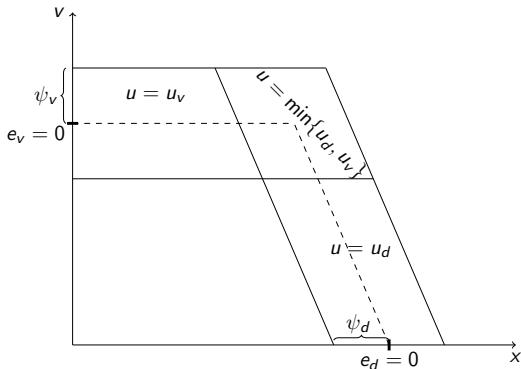
Problem:

- when $e_d(t) \rightarrow -\psi_d(t)$ we have $k_d(t) \nearrow \infty$
- when $e_v(t) \rightarrow -\psi_v(t)$ we have $k_v(t) \nearrow \infty$

Final control design

Intuitive approach:

- if $e_d(t) = -\psi_d(t)$, then switch from u_v to u_d and vice versa
- while u_d is active it should be possible that $e_v(t) < -\psi_v(t)$, but not $e_v(t) \geq \psi_v(t)$

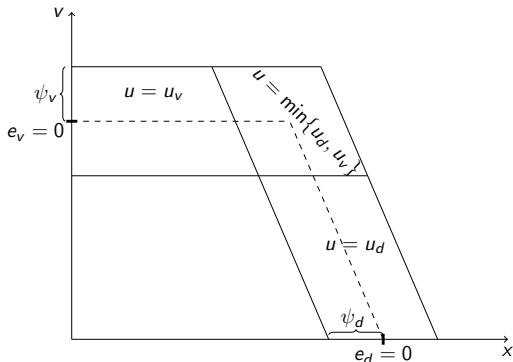


Problem:

- when $e_d(t) \rightarrow -\psi_d(t)$ we have $k_d(t) \nearrow \infty$
- when $e_v(t) \rightarrow -\psi_v(t)$ we have $k_v(t) \nearrow \infty$

Final control design

$$u(t) = \begin{cases} u_v(t), & e_d(t) \leq -\psi_d(t) \wedge e_v(t) \in \mathcal{F}_v(t), \\ u_d(t), & e_v(t) \leq -\psi_v(t) \wedge e_d(t) \in \mathcal{F}_d(t), \\ \min\{u_v(t), u_d(t)\}, & e_v(t) \in \mathcal{F}_v(t) \wedge e_d(t) \in \mathcal{F}_d(t) \end{cases}$$



Final control design

$$u(t) = \begin{cases} u_v(t), & e_d(t) \leq -\psi_d(t) \wedge e_v(t) \in \mathcal{F}_v(t), \\ u_d(t), & e_v(t) \leq -\psi_v(t) \wedge e_d(t) \in \mathcal{F}_d(t), \\ \min\{u_v(t), u_d(t)\}, & e_v(t) \in \mathcal{F}_v(t) \wedge e_d(t) \in \mathcal{F}_d(t) \end{cases}$$

Theorem [B., RAUERT '18]

$v_{\text{ref}}, x_l \in \mathcal{W}^{1,\infty}(\mathbb{R}_{\geq 0} \rightarrow \mathbb{R})$, $v_{\text{ref}} \geq 0$, $x_{\text{safe}} = \lambda_1 v(t) + \lambda_2$
 $\implies x, v, u \in L^\infty$ and

$$\begin{aligned} \psi_v(t) - e_v(t) &\geq \varepsilon, & \psi_d(t) - e_d(t) &\geq \varepsilon, \\ \max\{0, \psi_v(t) + e_v(t)\} &+ \max\{0, \psi_d(t) + e_d(t)\} &\geq \varepsilon \end{aligned}$$

Sketch of the Proof

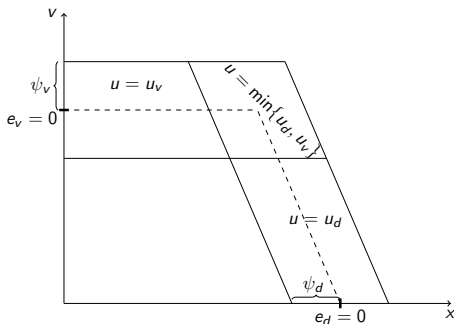
- existence of a local solution of the closed-loop system on $[0, \omega)$
(continuity of u)

Sketch of the Proof

- existence of a local solution of the closed-loop system on $[0, \omega)$ (continuity of u)
- boundedness of x and v on $[0, \omega)$ using the sets $M_d = \{t \mid u(t) = u_d(t)\}$ and $M_v = \{t \mid u(t) = u_v(t)\}$

Sketch of the Proof

- existence of a local solution of the closed-loop system on $[0, \omega)$ (continuity of u)
- boundedness of x and v on $[0, \omega)$ using the sets $M_d = \{t \mid u(t) = u_d(t)\}$ and $M_v = \{t \mid u(t) = u_v(t)\}$
- show $\psi_v(t) - e_v(t) \geq \varepsilon$ using that $u(t) \leq u_v(t)$ when $e_v(t) \geq 0$

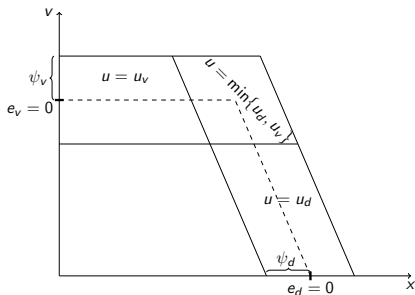


Sketch of the Proof - Part 2

- show $\psi_d(t) - e_d(t) \geq \varepsilon$ using that $u(t) \leq u_d(t)$ when $e_d(t) \geq 0$

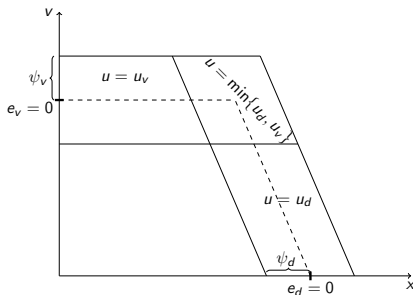
Sketch of the Proof - Part 2

- show $\psi_d(t) - e_d(t) \geq \varepsilon$ using that $u(t) \leq u_d(t)$ when $e_d(t) \geq 0$
- show $\max\{0, \psi_v(t) + e_v(t)\} + \max\{0, \psi_d(t) + e_d(t)\} \geq \varepsilon$ by using that if $e_d(t^*) = -\psi_d(t^*)$, then $u(t) = u_v(t)$ in a neighborhood of t^* ; if $e_v(t^*) = -\psi_v(t^*)$, then $u(t) = u_d(t)$ in a neighborhood of t^*



Sketch of the Proof - Part 2

- show $\psi_d(t) - e_d(t) \geq \varepsilon$ using that $u(t) \leq u_d(t)$ when $e_d(t) \geq 0$
- show $\max\{0, \psi_v(t) + e_v(t)\} + \max\{0, \psi_d(t) + e_d(t)\} \geq \varepsilon$ by using that if $e_d(t^*) = -\psi_d(t^*)$, then $u(t) = u_v(t)$ in a neighborhood of t^* ; if $e_v(t^*) = -\psi_v(t^*)$, then $u(t) = u_d(t)$ in a neighborhood of t^*



- boundedness of u and $\omega = \infty$

Simulation

m	$\theta(t)$	$\rho(t)$	C_d	C_r	A
1300 kg	0 rad	1.3 kg/m ³	0.32	0.01	2.4 m ²

x^0	v^0	λ_1	λ_2	v_{ref}
0 m	15 m s ⁻¹	0.5 s	2 m	36 m s ⁻¹

$$\psi_v(t) = 22.5e^{-0.2t} + 0.2, \quad \psi_d(t) = 4.$$

